

KARNATAKA STATE  LAW UNIVERSITY

Navanagar Hubballi-580025.

Accredited with 'A' Grade by NAAC

Phone- 0836-2222392

Fax : 0836-2223392

Website: <http://kslu.karnataka.gov.in>

The Karnataka State Law University (KSLU), Hubballi was established in January, 2009 under Karnataka State Law University Act, 2009 of Government of Karnataka. The University offers various undergraduate and postgraduate law courses in the campus. Since it's being a government University, follows the government policies notified by the government with respect to the award of scholarship and freeships from time to time.



**REGISTRAR
KSLU HUBBALLI.**

Registrar

Karnataka State Law University
Navanagar, Hubballi-580 025.



SECRETARIAT GOVERNMENT OF KARNATAKA BACKWARD CLASSES WELFARE DEPARTMENT
Government of Karnataka

post metric scholarship

Post-Matric Scholarship

HOA State Sector Plan2225-03-277-2-51 (Budget for the year 2020-21 of Rs. 18000.00 lakhs)

Rates of Post-Matric Scholarship
(As per Government Order No. BCW 518 BMS 2013, dated 3.9.2013)

SL.No.	Group	Rate of scholarships granted (Annual)
1	Group - A	3500/-
2	Group - B	3350/-
3	Group - C	2100/-
4	Group - D	1600/-

Special Note: Students must link their Aadhaar number to their bank account (Compulsary).

Eligibility :

1. He/she must be a citizen of India and Permanent Resident of Karnataka and belong to the caste included in Backward Classes list specified by the Government of India or the State Government.
2. Backward classes who are pursuing post-matric education in government / local body / Aided institution / Recognized unaided private institutions affiliated to the statutory universities of Karnataka are eligible for post-matric scholarships.



Seyh
Registrar
Karnataka State Law University
Navanagar, Hubballi-580 025.

[Signature]
IQAC COORDINATOR
Karnataka State Law University
Hubballi-25.

Karnataka are eligible for post-matric scholarships.

- 3. Students admitted to government hostels / residential colleges are not eligible for post-matric scholarships.
- 4. Annual income limit has been fixed at Rs. 2.50 lakh for Category-I students and Rs. 1.00 lakh for Category - 2A, 3A, and 3B.
- 5. The minimum percentage set to get scholarship for new and renewed students in previous classes.

SL. No.	Category	Fresh	Renewal
1	Category-1	40%	50%
2	Category-2A, 3A and 3B	50%	60%

- 6. If attending the equivalent courses more than once, Not eligible for scholarships.
- 7. Only two male members of the same family are eligible for the scheme. This restriction does not apply to females.
- 8. Post-matric scholarships per month for post-matric students attending various courses for a period of 10 months will be granted after considering eligibility and income limit.

Procedure of Selection :

- 1. Applications are invited from eligible students in SSP software through online.
- 2. Students have to submit online Application alongwith prescribed documents and bank account number and IFSC code, caste and income certificate, previous class marks card etc through online and submit the hard copy to concerned colleges.
- 3. College Principals and Inspection Officers will review the application and documents at the relevant level and Confirm Online and the said documents should be submitted to the concerned taluk backward classes welfare officers.
- 4. Taluk Backward Classes Welfare Officer will Check, verify and Confirm Online.
- 5. District Backward Classes Welfare Officer will Check above said information.
- 6. The scholarship will be granted to the eligible students on the basis of merit and marks in accordance with the district grant made available in the respective year.
- 7. Selected eligible applications will be granted scholarships on reservation policy and deposited directly into the student's bank account through Treasury-2 software, in accordance with the respective year's budget.

1 04:24 PM Updated By: Admin

Devi
Registrar
 Karnataka State Law University
 Navanagar, Hubballi-580 05.

A. Rao
IQAC COORDINATOR
 Karnataka State Law University
 Hubballi-25.

USER MANUAL FOR 2021-22 APPLICATION SUBMISSION PROCESS IN STATE SCHOLARSHIP PORTAL

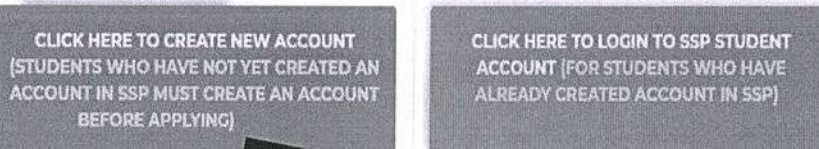
Students are advised to go through the instructions given below before filling the application online. Therefore, students are advised to take time to read and understand every step properly and then begin to submit the application.

Students can apply for post matric scholarship disbursed by various departments under government of Karnataka in the State Scholarship Portal (SSP). To visit the Portal, click on the URL: <https://ssp.postmatric.karnataka.gov.in/>. Homepage will be displayed:



GOVERNMENT OF KARNATAKA

STATE SCHOLARSHIP PORTAL



- Students who have not yet created an account in SSP must create an account before applying for scholarship. A student can opt one of the two options in the homepage:
 - Click on **New Account Tab** to create a new account using Aadhar number and **Name as in Aadhar**.
 - Students who have already created an account in SSP should Login to SSP Student Account.


IQAC COORDINATOR
Karnataka State Law University
Hubballi-25.


Registrar
Karnataka State Law University
Navanagar, Hubballi-580 025.



GOVERNMENT OF KARNATAKA

STATE SCHOLARSHIP PORTAL

CLICK HERE TO CREATE NEW ACCOUNT
(STUDENTS WHO HAVE NOT YET CREATED AN ACCOUNT IN SSP MUST CREATE AN ACCOUNT BEFORE APPLYING)

CLICK HERE TO LOGIN TO SSP STUDENT ACCOUNT (FOR STUDENTS WHO HAVE ALREADY CREATED ACCOUNT IN SSP)

NEW Please click here if you have created SSP account and want to apply for Post-Matric Scholarship for the year 2021.

1. NEW ACCOUNT CREATION

Upon clicking “Create account” a new page will be opened as in the screenshot below:



Create Account

ALL FIELDS ARE MANDATORY

Do You Have Aadhaar ? * Yes No

Please Note : If you (Student) do not have Aadhaar, then please visit your nearest Aadhaar enrolment centre and get enrolled. Enter the EID number [14 digit Aadhaar Enrolment ID number] which will be mentioned in the Aadhaar acknowledgment copy; which will be given to you once you get enrolled to Aadhaar. Click here to know your nearest Aadhaar enrolment centre

[Click here to view sample aadhaar acknowledgment receipt.](#)

Aadhar is mandatory to apply for scholarship through SSP. Students for whom Aadhaar number is not generated should submit 11 digits Aadhaar Enrollment ID in order to create SSP student account.

1 a. Student who have Aadhar Number should click on “Yes” radio button and will be asked for following details:

Click on the given check box to provide consent to use Aadhaar details for the purpose of availing scholarship.


IQAC COORDINATOR
Karnataka State Law University
Hubballi-25.


Registrar
Karnataka State Law University
Navanagar, Hubballi-580 025.

ALL FIELDS ARE MANDATORY

Do You Have Aadhaar ? * Yes No

Please Note : If you (Student) do not have Aadhaar, then please visit your nearest Aadhaar enrolment centre and get enrolled. Enter the EID number (14 digit Aadhaar Enrolment ID number) which will be mentioned in the Aadhaar acknowledgment copy, which will be given to you once you get enrolled to Aadhaar. Click here to know your nearest Aadhaar enrolment centre

[Click here to view sample aadhaar acknowledgment receipt.](#)

ENTER YOUR AADHAAR NUMBER: *

ENTER YOUR NAME AS IN
AADHAAR: *

Steps to be followed:

- Enter your Aadhar number in the given text field.
- Enter your Name exactly as in Aadhar (If the name entered is not exactly as per Aadhar, you cannot create an account in SSP)
- Select the gender.
- Type in the right answer in validation.
- Click on the check box to give consent to use Aadhar card details in SSP.
- Click on "Proceed".

Gender: * Male
 FeMale
 Transgender


1 + 8 = *

I hereby provide my consent to Centre for e-Governance, Government of Karnataka, to use my Aadhaar number for performing all such validations which may be required to verify the correctness of the data either provided by me or associated with me under schemes with whom I am enrolled for. I understand that use of my Aadhaar number will be restricted to the extent required for efficient delivery of benefits to me by the State Government.

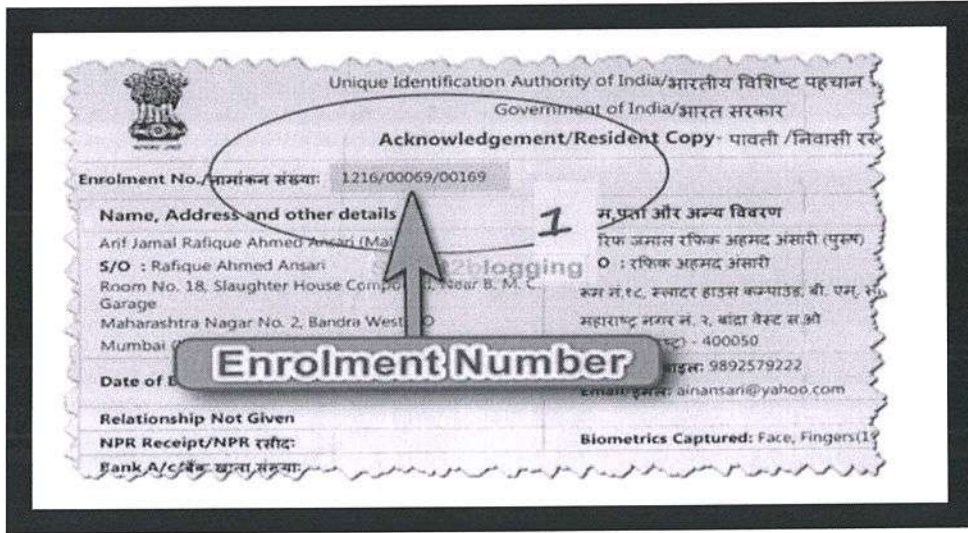
PROCEED

RESET


IQAC COORDINATOR
Karnataka State Law University
Hubballi-25.


Registrar
Karnataka State Law University
Navanagar, Hubballi-580 025,

1 b. Students who do not have Aadhaar should enter 14-digit Enrollment number specified in the Aadhaar acknowledgement copy given at the time of enrollment.



2. After submitting your Aadhaar details, parent Aadhaar details will be sort.



Create Account

PARENT DETAILS

Both Parents Alive One Parent Alive Both Not Alive

Create Account

PARENT DETAILS

Both Parents Alive One Parent Alive Both Not Alive

Enter Aadhaar Number of your Father*

Enter Name of Father(As in Aadhaar)*

Enter Aadhaar Number of your Mother*

Enter Name of Mother(As in Aadhaar)*

[Signature]
IQAC COORDINATOR
 Karnataka State Law University
 Hubballi-25.

[Signature]
Registrar
 Karnataka State Law University
 Navanagar, Hubballi-580 025.

Select the relevant option;

- a. If you select “Both Parents Alive” radio button;
 - i. Enter Aadhaar number of your Father and yours’s Fathers name as in Aadhar. (Please note that you should enter Aadhar Number of your Father and father’s name exactly as in Aadhar).
 - ii. Enter Aadhar number of your Mother and mother’s name as in Aadhar.
 - iii. Click on “Proceed” button.

Create Account 

PARENT DETAILS

Both Parents Alive One Parent Alive Both Not Alive

Who among the Parents is Alive? *

Father Mother

Enter Aadhaar Number of your Father *

Enter Aadhaar Number of your Father

Enter Name of Father(As in Aadhaar) *

Enter Name of Father(As in Aadhaar)

- b. If you select “One Parent Alive” radio button;
 - i. Please select who among the parents is alive.
 - ii. Enter their respective Aadhar number and name as in Aadhar number in the input texts field provided.
 - iii. Click on “Proceed” button.

Create Account 

PARENT DETAILS

Both Parents Alive One Parent Alive Both Not Alive

Enter the Guardian Aadhaar Number *

Enter the Guardian Aadhaar Number

Enter Name of Guardian(As in Aadhaar) *

Enter Name of Guardian(As in Aadhaar)


IQAC COORDINATOR
Karnataka State Law University
Hubballi-25.


Registrar
Karnataka State Law University
Rayanagar, Hubballi-580 025.

- c. If you select “Both parents not alive” radio button;
- Enter Aadhar number of your Guardian and guardian’s name as in Aadhar in the respective text’s fields provided.
 - Click on “Proceed” button.

Please Note: Click on “Reset” button in case you have submitted incorrect Aadhaar details and want to update the same.

After submission of parent/guardian Aadhaar details, contact details of the student will be captured.

State Scholarship Portal Student Login English

Create Account

CONTACT DETAILS

ENTER YOUR EMAIL ID * ENTER YOUR EMAIL ID
The email is required and cant be empty

ENTER YOUR MOBILE NUMBER * ENTER YOUR MOBILE NUMBER
The mobile no is required and cannot be empty

SUBMIT

- Submitting your Email ID and Mobile number is mandatory as (Note: All the OTPs and future communication from SSP will be sent to the contact details which you have provided. However, students can also update mobile number after creation of SSP account by contacting the helpdesk of your respective welfare department.)
- Click on “submit” button.
- Enter the OTP which has been sent to the mobile number which you have submitted and click on “Proceed” button.

Student will be asked to create password. Auto-generated Student SSP ID and student created password will be sent to student provided mobile number during creation of account.


IQAC COORDINATOR
Karnataka State Law University
Hubballi-25.


Registrar
Karnataka State Law University
Navanagar, Hubballi-580 025.

Create Account

CREATE PASSWORD

Password should contain minimum 8 characters. Password should contain at least one digit.

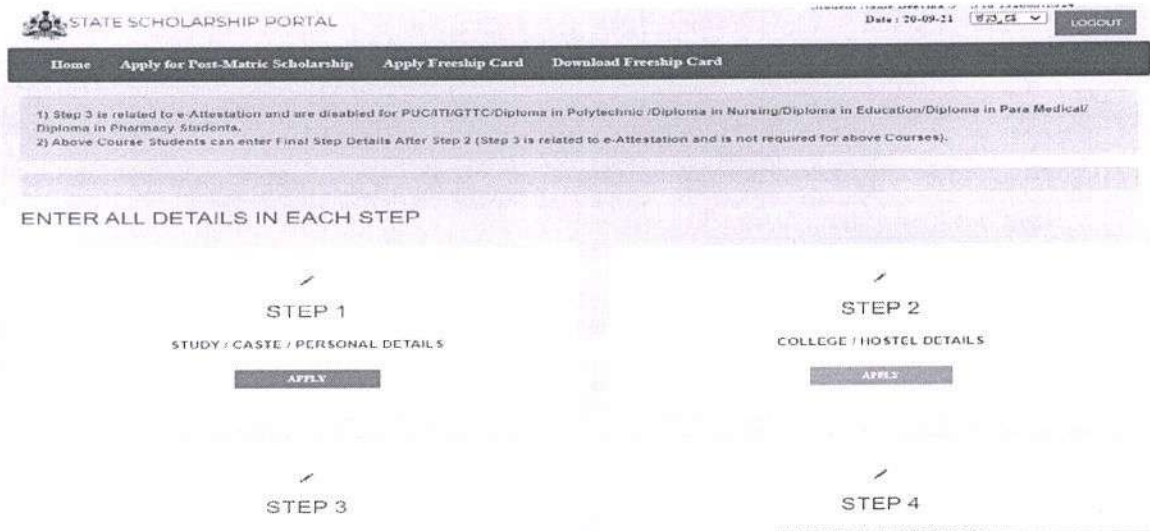
Password

Confirm Password

After submission of contact details, student should create password for his/her SSP student account.


Note1: The password should contain at least one capital alphabet, one number and one special character.

Note2: Student SSP ID and password created by the student will be sent via SMS to registered mobile number using which the student can login to SSP to apply for scholarship.



The screenshot shows the 'STATE SCHOLARSHIP PORTAL' with a navigation menu including 'Home', 'Apply for Post-Matric Scholarship', 'Apply Freeship Card', and 'Download Freeship Card'. It features a progress indicator for four steps: STEP 1 (STUDY / CASTE / PERSONAL DETAILS), STEP 2 (COLLEGE / HOSTEL DETAILS), STEP 3, and STEP 4. A note specifies that Step 3 is disabled for certain courses like PUC/ITI/GTTC/Diploma in Polytechnic, Nursing, Education, Para Medical, and Pharmacy. The current date is 20-09-21.


IQAC COORDINATOR
Karnataka State Law University
Hubballi-25.


Registrar
Karnataka State Law University
Navanagar, Hubballi-580 025.

2. STEP- 1: STUDY/ CASTE/ PERSONAL DETAILS

The student will be asked to enter the following details in this Step:

- a. SSLC Registration number and Year of passing
- b. FRUITS ID- Required to apply for scholarship disbursed by Agriculture Department under Chief Minister Raitha Vidyanidhi Programme.
- c. Construction Worker's Aadhaar number- Required to apply for scholarship disbursed by Labour Welfare Department under Educational Assistance for construction workers' children scheme.
- d. UDID - Unique Disability Identification Number. Required to apply for scholarship disbursed by Disability Welfare Department for specially abled students.
- e. Caste and Income Rd Certificate Details
- f. Personal Details

Note to Students:


- a. Caste and income certificates should be in the name of student only. If you submit income certificate which is in the name of your parent, then your application might get rejected by the department.
- b. FRUITS ID should be in the name of either student, father or mother and not any other relatives if you want to avail scholarship disbursed by agricultural department for the children of farmers.
- c. Please check the name as in SSLC marks card being displayed after submitting SSLC register number. If in the name displayed is not yours, then click on Edit button and submit correct SSLC details.
- d. Students who wish to apply only for scholarship scheme disbursed by Agriculture department, should choose their religion and select "General Category" option in the "Caste/Category" drop-down list. (Your application will not be forwarded to any welfare department for sanctioning by choosing General Category)

Phase 1: Enter SSLC Details:

- Enter your SSLC details and Year of passing as per SSLC Marks card.
- Click on 'GET DATA' to fetch the SSLC data.
- Click on Save and Proceed to move further.

NOTE: Students who have passed SSLC before 2004 you will have to get your SSLC Marks card attested and then use Attestation ID instead of SSLC registration number to fetch the details.


IQAC COORDINATOR
Karnataka State Law University
Hubballi-25.


Registrar
Karnataka State Law University
Navanagar, Hubballi-580 025.

KARNATAKA STATE SCHOLARSHIP PORTAL

Date: 20-09-21 [Dropdown] LOGOUT

Home Apply for Post-Matric Scholarship Apply Freeship Card Download Freeship Card

← BACK ▶ NEXT

SSLC DETAILS

ENTER SSLC STUDY DETAILS

10 th Board Type* SSLC CBSE ICSE Other State Board / Before 2004 SSLC / IGCE

SSLC Registration Number* GET DATA SEARCH

Student Name*

Year of Pass*

Date of Birth*

SAVE & PROCEED

EDIT CANCEL

Phase 2: To apply under Agriculture scheme or Chief minister's Vidhya Nidhi Programme:

AGRI DETAILS

Do you have Agriculture Land? Yes No
* Please Select 'YES' if you have FRUITS ID

Land in Whose Name?* Student Father Mother

Do you have fruits ID?* Yes No

Enter Fruits Id* GET DATA SEARCH

Farmer Reg No.*

Name*

Gender*

Land Details Farmer Reg No.*


Land Owner Name*

- If you have agricultural land, Select YES. IF you have agricultural land and do not yet have FRUITS ID, then visit FRUITS portal and get the ID to apply under the scheme. <https://fruits.karnataka.gov.in/>
- Select whose name the land belongs to i.e Student, Father or Mother.
- Enter FRUITS ID as given by the Agriculture Department.
- Click on 'GET DATA' and data will be auto fetched.

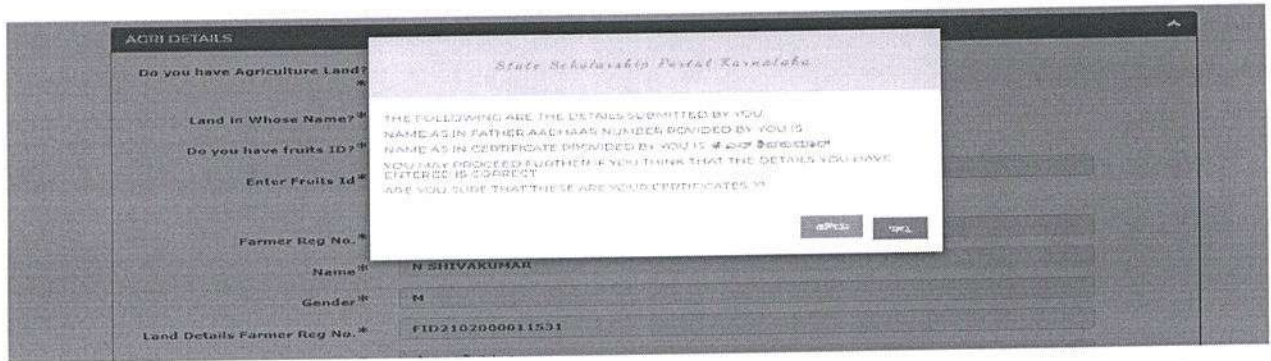
NOTE: If the FRUITS ID/ Land is in the name of relatives and not Student/Father/Mother then you are not eligible to apply under Chief Minister's Raitha Vidyanidhi Programme. The application under Agriculture Department will get rejected during verification of application.

FRUITS ID/ Land should be mandatorily in the name of Student/Father/Mother.


IQAC COORDINATOR
Karnataka State Law University
Hubballi-25.

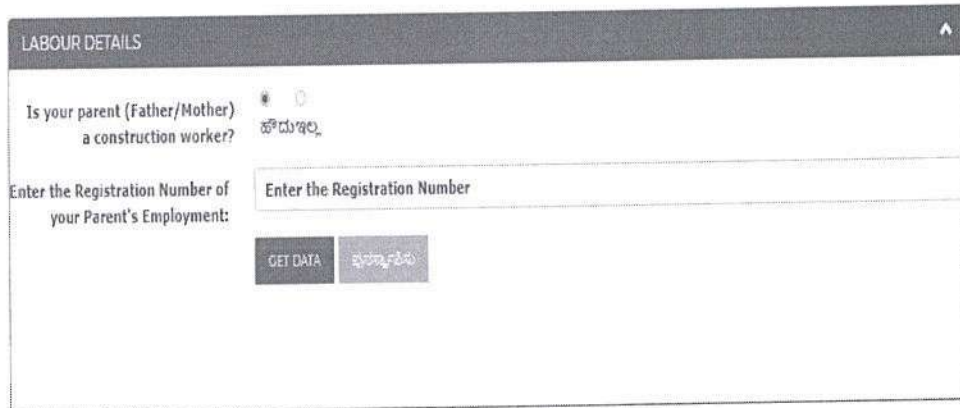

Registrar
Karnataka State Law University
Navanagar, Hubballi-580 025.

- A pop-up message will be displayed comparing Father's name as in application submission and the land owners' details obtained from Agriculture Department. Only if both are matching, then Click YES. If there is mismatch in the names, enter correct FRUITS ID failing which your application might be rejected during verification.



Phase 3: To Apply under Labour Department Educational Assistance Scheme:

- Is your Parent being a construction worker if yes click YES.
- Enter the registration number of your parent's employment and click on 'GET DATA' further will be auto fetched.
- If no click 'NO' and proceed further.



- A pop-up message will be displayed comparing your Mother/Father's name as in Aadhaar should be same in Labour Registration card, it should be mandatorily same if not the application might get rejected during verification.


IQAC COORDINATOR
 Karnataka State Law University
 Hubballi-25.


Registrar
 Karnataka State Law University
 Navanagar, Hubballi-580 025.

Name of the Construction worker:	State Scholarship Portal Karnataka
District Name:	
Submission Location:	THE FOLLOWING ARE THE DETAILS SUBMITTED BY YOU:
Registration Number:	NAME AS IN MOTHER AADHAAR NUMBER PROVIDED BY YOU IS::
Gender:	NAME AS IN INCOME CERTIFICATE PROVIDED BY YOU IS A ANANTHAMMA YOU MAY PROCEED FURTHER IF YOU THINK THAT THE DETAILS YOU HAVE ENTERED IS CORRECT. ARE YOU SURE THAT THESE ARE YOUR CERTIFICATES ??
	ಹೌದು ಇಲ್ಲ

Phase 4: To apply under Disability Welfare Scheme:

DISABILITY DETAILS

Person With Disabilities:* ಹೌದು ಇಲ್ಲ

UDID Card No.:

UDID Card No. GET DATA ಪುನಃಪರಿಶೀಲಿಸಿ

- If you have disability and have a valid UDID number click YES
- Enter UDID number and click on 'GET DATA'
- Then click on Save and Proceed.

DISABILITY DETAILS

Person With Disabilities:* ಹೌದು ಇಲ್ಲ

UDID Card No.:

KA2430620030033032 GET DATA ಪುನಃಪರಿಶೀಲಿಸಿ Valid UDID Card Number

UDID Card Name* Shivakumara B

Type Of Disability* Locomotor Disability

Percentage Of Disability* 76

SAVE & PROCEED

EDIT

[Signature]
IQAC COORDINATOR
 Karnataka State Law University
 Hubballi-25.

[Signature]
Registrar
 Karnataka State Law University
 Navanagar, Hubballi-580 025.

Phase 5: Caste and Income details:

- Select your religion.
- Select your category.
- Enter your Caste and Income certificate number.
- Click on Check, the data will be auto fetched.
- Verify if the Caste and Income certificate number entered belongs to you.

NOTE 1: Both Caste and Income certificates number should be mandatorily under the name of the Student not in the name of Parents. If the certificates are in the name of parents and not the Applicant/Student, the application might get rejected by respective sponsoring departments.

CASTE DETAILS

ENTER CERTIFICATES DETAILS

Religion * HINDU

Category * --Select--

Caste Certificate Number * 15 digit Caste certificate Number (prefix with RD)

Income Certificate * 15 digit Income certificate Number (prefix with RD)

Check

Note!! You can change your details anytime after completing registration by logging into your account until the last date for application submission.

NOTE 2: If the Applicant/Student is not eligible under any other scheme and has agricultural land, then select the Religion and General category (Both income and caste certificate numbers will not be asked from the student) and click Save and Proceed. If you select your category as General, then your application will only be visible to Agriculture department and will not be visible to any other welfare department.

CASTE DETAILS

ENTER CERTIFICATES DETAILS

Religion * HINDU

Category * ಸಾಮಾನ್ಯ, ಕರ್ನಾಟಕ

SAVE & PROCEED Check

Note!! You can change your details anytime after completing registration by logging into your account until the last date for application submission.

EDIT


IQAC COORDINATOR
Karnataka State Law University
Hubballi-25.


Registrar
Karnataka State Law University
Navanagar, Hubballi-580 025.

Phase 6: Personal Details:

PERSONAL DETAILS

ENTER PERSONAL DETAILS

Student Name: Madhusudana K R

Gender: ಪುರುಷ ಸ್ತ್ರೀ

Aadhaar Number: *****1412

Mobile Number: 9611135770

E-Mail: madhukr.ramu@gmail.com

Home District: * --SELECT District--
Select District

Home Taluk: *

Pin Code: * Pin Code

Distance from Permanent Address to College(km): * Distance from Permanent Address to College(km)

Permanent Address: *


Are you Domicile of Karnataka? * *ಹೌದು/ಇಲ್ಲ

SAVE & PROCEED

EDIT CANCEL

- Enter the Applicant name.
- Select the gender.
- Enter your Aadhaar number.
- Enter your mobile number.
- Enter your E-mail ID.
- Select the Home District from the drop down.
- Select the Home Taluk from the drop down.
- Enter the Pincode of your home address.
- Enter the distance from Permanent address to college in km.
- Enter your Permanent address.
- If you are a domicile of Karnataka click YES.
- If you are not a domicile of Karnataka click NO.
- Check whether the data which you have entered is correct then click on Save and Proceed to move further.


IQAC COORDINATOR
Karnataka State Law University
Hubballi-25.


Registrar
Karnataka State Law University
Navanagar, Hubballi-580 025.

3. Step 2: College/ Course/ Hostel Details

Note to students in Step 2:

- If you are unable to fetch data while using University Registration number, university is yet to share your admission data with SSP. Once we receive admission details from university, you will be able to fetch data and continue application submission.
- If you are unable to fetch data while using counselling number, counselling agency through which you are allotted a seat is yet to share your counselling data with SSP. Once we receive counselling data from counselling agency, you will be able to fetch data and continue application submission.
- In case you are admitted to a counselling course, it is mandatory to enter counselling details in scholarship application failing which your application will not be visible to sponsoring department for verification and sanctioning.

Steps to follow to apply in College/ Course/ Hostel details:

- a. If you are studying in University and College outside Karnataka, then click – Yes
 - If you are not studying in Karnataka, you need not enter University Registration Number provided by university, instead upload Bonafied Certificate and Previous Marks card details in attestation portal and get the documents attested.
 - All other steps would remain the same for students studying in Karnataka and outside Karnataka.
- b. If you are studying in Karnataka Click- No

Phase 1: Select Your University details:

- Select your College district from the “District” drop-down list.
- Select your College taluk from the “Taluk” drop-down list.
- Select your University from the “University” drop-down list.

Home Apply for Post-Matric Scholarship

< BACK

NEXT >

COLLEGE / COURSE / HOSTEL DETAILS

ENTER COLLEGE / COURSE / HOSTEL DETAILS


Are you studying in any University/Institute located outside Karnataka? * Yes No

Select College District * --SELECT District--

Select College Taluk * Select Taluk

Select University * --Select--


IQAC COORDINATOR
Karnataka State Law University
Hubballi-25.


Registrar
Karnataka State Law University
Navinagar, Hubballi- 580 025.

Phase 2: Select the UG or PG or Diploma/ITI PUC course that you studying.

- Enter the correct University Registration Number given by your University.

Note: If University has shared your admission data with SSP then you will be able to fetch the data and continue application submission. **If admission data is not yet shared with SSP, you will be displayed a message which states “Contact your college or University”**

UG or PG* UG PG Diploma/ITI/PUC

University or Board Registration Number Please Check the Number or Contact Your College

- Select your College from the “College” drop- down list.
- Select your Course from the “Course” drop-down list.
- Select your Course Combination/discipline from the “Course discipline” drop-down list.
- Select your Course year from the “Course Year” drop-down list.
- Select your Mode of Admission from the “Mode of Admission” drop- down list. (I.e.; “Courses which are filled through Counselling”, “Courses which are not filled through Counselling” & “Management Quota”. The student should select “Courses which are filled through Counselling”, only if he has obtained admission through counselling conducted by any State level Counselling Authority like KEA, COMED-K, Centralized Admission Cell-CEC etc. If the admission obtained through counselling conducted by any state/private university, then select the option “Courses which are not filled through Counselling”)
- Select your Admission year from the “Admission Year” drop-down list.

UG or PG* UG PG Diploma/ITI/PUC

University or Board Registration Number

Select College * Please click here to know the course/discipline which you have to select in the drop-down list for Counselling Courses.

Select Course *

Enter Course Start Date *

Select Discipline/Course Combination*

Select Course Year*

Select Mode Of Admission *

Select Admission Year *


IQAC COORDINATOR
Karnataka State Law University
Hubballi-25.


Registrar
Karnataka State Law University
Navanagar, Hubballi-580 025.

There are some courses where students can join for the 2nd year through lateral entry after completion of Diploma. Students can join the following courses through lateral entry:


Present Course Name	Course Code	Previous Course Name	Lateral entry course code
B.com	114	Diploma in Polytechnic	341
Diploma in polytechnic	341	ITI	287
B.Pharm.	144	Diploma (Pharmacy)	163
B. E	118	Diploma in polytechnic	341
B. Tech	115	Diploma in polytechnic	341
BSc (ALLIED Science)	257	DIPLOMA (PARAMEDICAL)	334

- Select your Course from the “Course” drop-down list.
- Select your Course Combination/discipline from the “Course discipline” drop-down list.
- Select your Course year from the “Course Year” drop-down list.

Select Course *	B.Com.	▼
Enter Course Start Date *	01-01-2021	□
Select Discipline/Course Combination *	B COM	▼
Select Course Year *	SECOND	▼
Are you Lateral Entry *	<input type="radio"/> Yes <input checked="" type="radio"/> No	
Select Mode Of Admission *	-Select-	▼
Select Admission Year *	-Select-	▼

Phase 3: Details of Lateral Entry Course:

- If you are a lateral entry student Click – Yes
 - Select lateral entry course from the “Lateral Entry Course” drop down list.
 - Select your Mode of Admission from the “Mode of Admission” drop- down list.
 - Select the admission year from the “Admission year” drop down list.


IQAC COORDINATOR
 Karnataka State Law University
 Hubballi-25.


 Karnataka State Law University
 Navanagar, Hubballi-580 025.

Are you Lateral Entry* Yes No

Select Lateral Entry Course*

Select Mode Of Admission*

Select Admission Year*

➤ If you are not a lateral entry student Click – No

- Select your Mode of Admission from the “Mode of Admission” drop- down list.
- Select the admission year from the “Admission year” drop down list.

Are you Lateral Entry* Yes No

Select Mode Of Admission*

Select Admission Year*

Phase 4: Enter the previous year course details

If the student is studying in the same course and promoted to next year, select the details of previous course year (2020-21).

- Select Exam type of your previous year course by clicking on the radio-button “Annual” or “Semester”
- Enter your previous year marks/CGPA in the input fields provided.

PREVIOUS YEAR COURSE DETAILS

COURSE DETAILS

Semester or Annual: * Semester Annual

Marks or CGPA: * Marks CGPA

Whether You have completed Your previous qualifying course from any of the Universities outside Karnataka ? * Yes No

Select whether you have completed your previous qualifying course from any of the Universities outside Karnataka by selecting either “Yes” or “No” radio-buttons.

If you completed your previous qualifying course outside Karnataka Click – Yes and No if you are studied previous year in Karnataka.

- Select your District from the “District” drop-down list.


IQAC COORDINATOR
 Karnataka State Law University
 Hubballi-25.


Registrar
 Karnataka State Law University
 Navanagar, Hubballi-580 025.

- Select your Taluk from the “Taluk” drop-down list.
- Select your previous year University from the “Previous year University” drop-down list.
- Select your previous year College from the “College” drop- down list.
- Select your previous year Course from the “Previous year Course” drop-down list.
- Select your previous year discipline from the “Previous year discipline” drop-down list.
- Select your previous course year from the “Previous course year” drop-down list.
- Enter your previous year Registration number.
- Enter previous Pass year.
- Enter No. of years studied in the selected university, college and course.
- Enter your previous year marks/CGPA in the input fields provided.

Whether You have completed Your previous qualifying course from any of the Universities outside Karnataka ? *

Yes No

Select District * --SELECT District--

Select Taluk *

Select Previous year University *

Select Previous year College *

Please Select Previous Year Course *

Please Select Previous Year Discipline *

Select Previous Course Year *

Enter Previous Year Registration Number * Please input only letters and numbers

Previous Pass Year * Please input only numbers

No. of years studied in the selected university, college & course *

CGPA to Marks Factor *

CGPA to Marks in Percentage *

Phase 5: Hostel and Fee Paid details:

Select whether you are staying in a hostel by clicking on “Yes” or “No” radio buttons. (The student will be eligible to claim hostel maintenance charges only if he/she is staying in any institution type of hostels run by the government departments and government & private colleges or universities. If the student is staying in any P.G. accommodation or a group of students staying together, they are not considered as hostellers).


IQAC COORDINATOR
 Karnataka State Law University
 Hubballi-25.


Registrar
 Karnataka State Law University
 Navanagar, Hubballi-580 025.

Are You in Hostel* Yes No
Whether you have paid Fee to College? * Yes No

If you have paid fee to college Click – Yes, enter the Fee amount and upload the fee receipt.
If not paid Click – No then Click on save and proceed.

Whether you have paid Fee to College? * Yes No
Enter Total Fee Amount Paid *
Upload College Fee Receipt * Upload PDF Only

4. STEP 3: E-ATTESTATION

In 2021-22 application submission process, students studying in Karnataka need not to get **FEE RECEIPT** attested by college. Whereas, students studying outside Karnataka should get Fee receipt, Bonafide Certificate and Previous year marks cards attested by attestation officer. The details of attestation officers will be displayed in Downloads section in SSP homepage in due time.


IQAC COORDINATOR
Karnataka State Law University
Hubballi-25.


Registrar
Karnataka State Law University
Navanagar, Hubballi-580 025.


AUTO-ROUTING OF APPLICATIONS TO WELFARE DEPARTMENTS:

In view of benefiting students and to avoid confusion among students to apply under various schemes, the applications will be routed to welfare departments automatically and the same will be viewed in Step 4. Various scenarios are listed in below:


Do you have Agricultural Land? (Use FRUITS ID in Step 1)	Is your parent a Construction Worker? (Use Labour Registration Number in Step 1)	Caste of Sponsoring Department as in Caste Certificate	Applications routed to which Department?
Yes	Yes	SWD/ TWD/ BCWD/ KSBDB/ DWD/ DoM	Welfare Department Labour Department
Yes	Yes	Applied as General Category	Agriculture Department and Labour Department
No	Yes	Applied as General Category	Only Labour Department
Yes	No	SWD/ TWD/ BCWD/ KSBDB/ DWD/ DoM	Only Welfare Department
Yes	No	Applied as General Category	Agriculture Department
No	No	SWD/ TWD/ BCWD/ KSBDB/ DWD/ DoM	Welfare Department

Religion	Caste	Income	Course	Category	Eligibility Criteria	Sponsoring Department
Hindu	SC/ST	< 2.5 lakhs	All Courses	-		SWD/ TWD
Hindu	SC/ST	Annual Income- 2.5 lakhs - 10 Lakhs	Technical Courses (BTech, MTech, BE, ME, B.Arch, M.Arch)	-	-	DTE
			Medical Courses (MBBS, MD, MS, BDS, MDS)	-	-	DME
			Ayurvedic Courses (BAMS, BUMS, BHMS, BNYS)	-	-	Ayush
Kin of Defense			Technical Courses (BTech, MTech, BE, ME, B.Arch, M.Arch)			DTE


IQAC COORDINATOR
Karnataka State Law University
Hubballi-25.


Registrar
Karnataka State Law University
Navanagar, Hubballi-580 025.

Minority	Christian Muslim Sikh Buddha Parsi Jain	Annual Income- Below 2 lakhs	All courses	-	-	Minorities Welfare Department
Hindu	OBC	Annual Income for Cat-1 < 2.5 Lakhs and for Cat- 2A, 3A, 3B and Other OBC < 1 lakhs	All courses	Category 1	-	Department of backward class
				Category 2A		
				Category 3A		
				Category 3B		


IQAC COORDINATOR
 Karnataka State Law University
 Hubballi-25.


Registrar
 Karnataka State Law University
 Navanagar, Hubballi-580 025.